

Dulux Aquanamel Gloss

AUDD1282

Part A	542 LINE
Approvals	APAS 0260/1

Description

DULUX Aquanamel Gloss is a waterbased interior/exterior acrylic enamel that dries to a glossy smooth and tough finish. DULUX Aquanamel Gloss can be used in many of the areas that traditional solvent based enamels are used, with all the time saving benefits of an acrylic paint. DULUX Aquanamel Gloss is non-yellowing and resists chipping. DULUX Aquanamel Gloss is highly recommended for doors, architraves, skirting boards, windows, timber trim and walls and is ideal for bathrooms, kitchens and laundries.

Features

- Water based
- Washable
- Hard Wearing

Benefits

- Easy Application, Fast drying
- Most marks can be removed with common household cleaners
- Use on doors & trim as an enamel replacement
- Excellent flowout of brushmarks and a glossy finish. (NOTE: The flowout and gloss is slightly lower than that of conventional enamels)

Uses

Use DULUX Aquanamel Gloss on doors and trim where a durable mark and moisture resistant finish is required.






Precautions And Limitations

Darker colours will show more signs of marking and scuffing than lighter colours. If you are considering using a darker colour in a high traffic area, we recommend the use of a protective clear coat such as intergrain UltraClear

All preparation and painting must conform to AS2311: The Painting of Buildings. Do not paint at temperatures below 10C or when the temperature of surface may fall below 10C during the drying period. Avoid exposure to steam and condensation for 48 hours after application. Although film is dry to touch in 30 minutes, allow 7 days for film to fully cure before cleaning with a cloth, or soft brush wet with detergent solution. Tinted colours: Ensure that paint is thoroughly shaken and stirred immediately after addition of tinter to can and again before use.

Performance Guide

Weather	Good resistance to weathering with low level of chalking, colour change and dirt pickup	Salt	N/A
Heat Resistance	Softens and sticks to other painted surfaces at over 70C	Water	Suitable for use in wet areas
Solvent	Sensitive to aromatic hydrocarbons and alcohols	Abrasion	Marks and soiling easily removed. Excellent wet and dry burnish resistance.
Acid	N/A	Alkali	N/A

Typical Properties																											
Gloss Level	80-85 at 60 degrees	Thinner	Water																								
Colour	White, Deep, Ultra Deep, Extra Bright, True Red, Orange, Bold Yellow, Blue, Black	Components	1																								
Number Of Coats	2*	Toxicity	Lead free. Dry film is non-toxic.																								
V.O.C. Level	55 g/L inclusive of Dulux Low VOC tinter.	Meets GBCA VOC Requirement?	Yes. Total Volatile Organic Content (TVOC) values are calculated in accordance to the stated methodology within Green Star Technical Manuals. The TVOC content is theoretically calculated as the sum total of the known VOC values of the product's raw material components. These materials include the base paint plus additional low VOC tinter required for non-factory packaged colours.																								
Touch Dry	30 Minutes																										
Clean Up	 Water																										
Clean Up Description	Clean all equipment with water																										
Application Method	 Air Spray  Airless Spray  Brush  Roller																										
Application Conditions	<table> <tr> <td>Solids By Volume</td><td>35.6</td><td></td><td></td></tr> <tr> <td></td><td>Min</td><td>Max</td><td>Recommended</td></tr> <tr> <td>Wet Film Per Coat (microns)</td><td>53</td><td>53</td><td>53</td></tr> <tr> <td>Dry Film Per Coat (microns)</td><td>19</td><td>19</td><td>19</td></tr> <tr> <td>Recoat Time (min)</td><td>2 Hours</td><td>Indefinite</td><td></td></tr> <tr> <td>Theoretical Spread Rate (m²/L)</td><td>18.7</td><td>18.7</td><td>16</td></tr> </table>			Solids By Volume	35.6				Min	Max	Recommended	Wet Film Per Coat (microns)	53	53	53	Dry Film Per Coat (microns)	19	19	19	Recoat Time (min)	2 Hours	Indefinite		Theoretical Spread Rate (m²/L)	18.7	18.7	16
Solids By Volume	35.6																										
	Min	Max	Recommended																								
Wet Film Per Coat (microns)	53	53	53																								
Dry Film Per Coat (microns)	19	19	19																								
Recoat Time (min)	2 Hours	Indefinite																									
Theoretical Spread Rate (m²/L)	18.7	18.7	16																								

Application Guide	
Surface Preparation	<ul style="list-style-type: none"> All surfaces must be thoroughly cleaned and free of all loose dirt, dust, grease, loose or flaking paint, and loose surface plaster. Efflorescence or mould on masonry or concrete surfaces must be treated. Flatten gloss surfaces by thoroughly sanding and wipe clean with a damp cloth, then apply primer, sealer or undercoat as required. For best results on exterior substrates such as timber, brick, blockwork, and compressed fibre cement sheet it is recommended to use Dulux Professional Acrylic Primer.
Application Procedure And Equipment	<ul style="list-style-type: none"> * Some colours may require more than the recommended number of coats to achieve full opacity. Brush, roller or HVLP spray Stir contents thoroughly before and during use with a broad flat stirrer using an upward lifting action. <p>Brush/Roller: Brush- Dulux Professional range of brushes are recommended Roller- Very short nap roller e.g. 5mm Apply evenly, dividing area into patches about 50-60 square centimetres. Paint one patch at a time working back into previously applied paint. Finally lay off each patch with light vertical strokes again lapping lightly into previously painted patches. On wall areas use a 5mm nap roller to achieve the smoothest finish. Do not lay off with a brush. Generally thinning is not recommended, however, under hot conditions DULUX Hot Weather Thinner should be added to improve application performance to maximum of 50 ml per litre.</p> <p>Airless/Conventional Spray: Suitable for application by conventional or airless spray equipment. Up to 100mL/L of water may be added for application by conventional spray, up to 30mL/L of water for airless spray, and up to 5mL/L for HVLP spray, to aid atomisation. Wagner recommendation: F230 Aircoat recommended. Tip: 211 for archs and trim, 411 for doors Pressure: 1100 PSI 1-1.5 at the bar at the gun Graco recommendation: Air Assisted Airless. Tip: 210 or 310 Pressure: 1100 PSI</p>

Health And Safety			
MSDS Number	21013	Health Effects	For detailed information refer to the product label and the current Material Safety Data Sheet available through Customer Service. Health Effects: Splashes to the eye may cause eye irritation. When spraying, inhalation of mists may produce respiratory irritation.. For detailed information refer to the product label and the current Material Safety Data Sheet available through Customer Service. Health Effects: Splashes to the eye may cause eye irritation. When spraying, inhalation of mists may produce respiratory irritation..
Protective Equipment	Personal Protective Equipment: Wear eye protection and when spraying wear a dust mask		
In the case of emergency, please call 1800 033 111			

Transport And Storage			
Pack A	542 LINE	Shipment Name	Not dangerous goods.; No special transport requirements.
Size 1 Litre 2 Litre 4 Litre 10 Litre	Weight 1.2 Kg 2.5 Kg 5 Kg 12.3 Kg		
Flash Point	NA	UN Number	NA
Dangerous Goods Class	NA	Package Group	NA

Disclaimer

Dulux, Selleys and Other marks followed by ® are registered trademarks. Marks followed by the symbol of ™ are trademarks.

The data provided within the Duspec system is correct at the time of publication, however it is the responsibility of those using this information to check that it is current prior to specifying or using any of these coating/product systems.

DISCLAIMER: Any advice, recommendation, information, assistance or service provided by any of the divisions of DuluxGroup (Australia) Pty Ltd or its related entities (collectively, DuluxGroup) in relation to goods manufactured by it or their use and application is given in good faith and is believed by DuluxGroup to be appropriate and reliable. However, any advice, recommendation, information, assistance or service provided by DuluxGroup is provided without liability or responsibility PROVIDED THAT the foregoing shall not exclude, limit, restrict or modify the right entitlements and remedies conferred upon any person or the liabilities imposed upon DuluxGroup by any condition or warranty implied by Commonwealth, State or Territory Act or ordinance void or prohibiting such exclusion limitation or modification. Coating/product systems can be expected to perform as indicated on the Duspec Spec Sheet so long as applications and application procedures of the individual products are followed as recommended on the appropriate Product data Sheet. "DuluxGroup" "Dulux" "Selleys" "Berger" "Berger Gold Label" "Hadrian" "Walpamur" "Levene" "Acratex" and Other marks followed by ® are registered trademarks of DuluxGroup (Australia) Pty Ltd ABN 67 000 049 427. Marks followed by the symbol ™ are trademarks.

Please note that this document is only valid for 60 days from the date of issue.

DuluxGroup (Australia) Pty Ltd 1956 Dandenong Road, Clayton, Victoria 3168 AU ABN 67 000 049 427